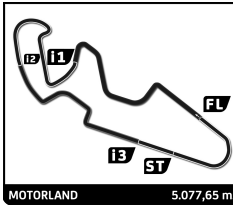


# GT-CET

## CAMPEONATO DE ESPAÑA



### GT-CET

#### Trofeo de velocidad Motorland 2024

#### Carrera 2

#### Sector Analysis

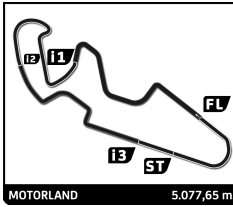
— Invalidated Lap    ■ Personal Best    ■ Session Best    B Crossing the pit lane

Lap	Time	Sector 1	Sector 2	Sector 3	Sector 4	Elapsed	Lap	Time	Sector 1	Sector 2	Sector 3	Sector 4	Elapsed
<b>6</b> Marcos Menkes Campelo RX PRO RACING PEUGEOT 308 RACING CUP							10	2:06.773	35.358	36.107	23.179	32.129	30:45.824
1	2:15.879	40.817	36.874	25.307	32.881	2:15.879	11	<b>2:06.313</b>	35.530	35.780	<b>23.135</b>	31.868	32:52.137
2	2:28.382	37.765	44.911	31.654	34.052	4:44.261	12	2:06.707	35.271	36.074	23.537	<b>31.825</b>	34:58.844
3	4:39.685	55.379	1:11.358	51.328	1:41.620	9:23.946	13	2:08.742	36.456	36.660	23.281	32.345	37:07.586
4	4:47.722	1:30.106	1:14.592	48.390	1:14.634	14:11.668	14	2:06.659	<b>35.253</b>	35.819	23.487	32.100	39:14.245
5	4:00.331	1:08.093	58.874	41.631	1:11.733	18:11.999	15	2:07.269	35.467	<b>35.778</b>	23.756	32.268	41:21.514
6	2:10.924	36.903	37.092	24.226	32.703	20:22.923	16	2:07.228	35.462	36.187	23.570	32.009	43:28.742
7	2:16.007 B	37.088	36.911	24.116	37.892	22:38.930	17	2:08.220	36.551	36.149	23.146	32.374	45:36.962
8	3:49.443	2:15.833	37.398	23.729	32.483	26:28.373	18	2:09.593	35.967	37.313	24.087	32.226	47:46.555
9	<b>2:06.622</b>	35.366	35.743	<b>23.134</b>	32.379	28:34.995	19	2:08.529	35.841	37.115	23.403	32.170	49:55.084
10	2:07.039	<b>35.018</b>	36.139	23.321	32.561	30:42.034	20	2:07.477	35.650	36.076	23.575	32.176	52:02.561
11	2:06.996	35.245	36.150	23.276	<b>32.325</b>	32:49.030							
12	2:08.295	35.108	36.445	24.011	32.731	34:57.325	<b>15</b> Asier Gorostiza Telleria LURAUTO K.K. BMW 240 I						
13	2:08.926	36.484	35.973	23.569	32.900	37:06.251	1	2:20.761	43.565	38.505	24.724	33.967	2:20.761
14	2:06.662	35.335	<b>35.672</b>	23.271	32.384	39:12.913	2	2:27.358	37.495	42.290	32.270	35.303	4:48.119
15	2:07.683	35.477	36.143	23.631	32.432	41:20.596	3	4:38.538	53.298	1:13.537	49.976	1:41.727	9:26.657
16	2:07.990	35.796	36.360	23.450	32.384	43:28.586	4	4:48.056	1:31.671	1:13.725	47.087	1:15.573	14:14.713
17	2:08.513	36.346	35.970	23.414	32.783	45:37.099	5	4:00.009	1:10.554	57.172	42.889	1:09.394	18:14.722
18	2:10.106	35.997	37.933	23.628	32.548	47:47.205	6	<b>2:12.790</b>	<b>36.918</b>	37.326	24.322	34.224	20:27.512
19	2:10.569	38.347	36.175	23.450	32.597	49:57.774	7	2:13.169	37.104	37.481	24.668	<b>33.916</b>	22:40.681
20	2:12.297	35.681	36.921	24.863	34.832	52:10.071	8	2:13.937	37.458	37.814	24.576	34.089	24:54.618
							9	2:13.303	37.152	<b>37.216</b>	24.764	34.171	27:07.921
<b>9</b> German Lopez Balboa BALBOR MOTORSPORT C.A. RENAULT CLIO CUP IV							10	2:20.218 B	37.654	37.362	24.394	40.808	29:28.139
1	2:24.764	44.563	39.515	25.382	35.304	2:24.764	11	3:58.920	2:21.909	37.631	25.172	34.208	33:27.059
2	2:29.079	40.647	41.373	29.609	37.450	4:53.843	12	2:13.612	37.088	37.406	24.668	34.450	35:40.671
3	4:39.287	51.223	1:14.382	48.655	1:45.027	9:33.130	13	2:13.386	37.397	37.330	<b>24.234</b>	34.425	37:54.057
4	4:45.220	1:28.457	1:14.563	46.779	1:15.421	14:18.350	14	2:16.078	38.395	37.361	25.192	35.130	40:10.135
5	3:57.692	1:10.255	57.910	41.941	1:07.586	18:16.042	15	2:15.056	38.100	38.330	24.529	34.097	42:25.191
6	<b>2:15.357</b>	<b>37.700</b>	<b>37.983</b>	<b>24.713</b>	<b>34.961</b>	20:31.399	16	2:14.160	37.035	37.814	24.398	34.913	44:39.351
7	2:16.988	37.819	38.503	25.319	35.347	22:48.387	17	2:15.155	37.487	37.613	25.396	34.659	46:54.506
8	2:18.455	39.825	38.487	25.040	35.103	25:06.842	18	2:14.153	37.624	37.513	24.739	34.277	49:08.659
9	2:23.572 B	37.998	38.143	26.141	41.290	27:30.414	19	2:15.810	38.065	37.611	25.076	35.058	51:24.469
10	3:31.443	1:50.184	39.558	25.736	35.965	31:01.857	<b>18</b> Alvaro Rodriguez Sastre C.D.PLEMAR SPORT RENAULT CLIO CUP IV						
11	2:20.786	39.283	40.237	25.632	35.634	33:22.643	1	2:22.187	43.747	38.722	25.178	34.540	2:22.187
12	2:18.909	38.246	39.059	25.436	36.168	35:41.552	2	2:28.234	38.702	41.308	32.306	35.918	4:50.421
13	2:18.760	38.516	38.563	25.102	36.579	38:00.312	3	4:39.349	53.518	1:13.685	48.793	1:43.353	9:29.770
14	2:21.110	38.421	39.585	27.785	35.319	40:21.422	4	4:46.643	1:30.081	1:14.176	46.666	1:15.720	14:16.413
15	2:18.530	37.908	38.811	26.385	35.426	42:39.952	5	3:58.647	1:10.341	57.641	42.364	1:08.301	18:15.060
16	2:21.154	38.627	40.911	25.368	36.248	45:01.106	6	2:13.624	37.369	37.521	24.427	<b>34.307</b>	20:28.684
17	2:19.518	38.718	38.541	25.820	36.439	47:20.624	7	2:13.787	37.332	<b>37.445</b>	24.416	34.594	22:42.471
18	2:18.419	38.042	38.646	25.444	36.287	49:39.043	8	<b>2:13.487</b>	<b>37.155</b>	<b>37.597</b>	<b>24.337</b>	34.398	24:55.958
19	2:19.989	38.943	39.097	25.563	36.386	51:59.032	9	2:20.120 B	37.497	37.741	24.557	40.325	27:16.078
							10	4:23.222	2:39.101	42.438	25.630	36.053	31:39.300
<b>13</b> Joan Vinyes Rodriguez BAPORO MOTORSPORT CUPRA TCR DSG							11	2:20.988	40.317	38.694	25.487	36.490	34:00.288
1	2:17.943	42.990	38.295	24.214	32.444	2:17.943	12	2:20.842	40.618	39.391	25.731	35.102	36:21.130
2	2:28.651	38.639	43.053	32.059	34.900	4:46.594	13	2:17.925	38.607	38.537	25.634	35.147	38:39.055
3	4:38.099	53.693	1:11.818	51.097	1:41.491	9:24.693	14	2:19.970	39.535	39.029	25.438	35.968	40:59.025
4	4:47.730	1:30.385	1:14.776	47.956	1:14.613	14:12.423	15	2:17.983	39.149	38.542	25.415	34.877	43:17.008
5	4:00.005	1:08.891	57.970	42.084	1:11.060	18:12.428	16	2:18.315	38.368	39.640	25.077	35.230	45:35.323
6	2:10.567	37.185	37.009	24.054	32.319	20:22.995	17	2:20.523	40.602	38.647	25.450	35.824	47:55.846
7	2:11.318	37.285	36.831	24.376	32.826	22:34.313	18	2:20.295	38.417	39.175	25.251	37.452	50:16.141
8	2:15.116 B	36.021	36.257	23.902	38.936	24:49.429	<b>36</b> Jose Santos Pérez UCAV RACING SEAT LEON SUPERCOPA MK2						
9	3:49.622	2:18.224	36.032	23.405	31.961	28:39.051							



# GT-CET

## CAMPEONATO DE ESPAÑA



### GT-CET

#### Trofeo de velocidad Motorland 2024

#### Carrera 2

#### Sector Analysis

Lap	Time	Sector 1	Sector 2	Sector 3	Sector 4	Elapsed	Lap	Time	Sector 1	Sector 2	Sector 3	Sector 4	Elapsed
5	4:02.969	1:07.702	59.932	41.133	1:14.202	18:06.069	14	1:55.187	31.956	32.680	21.336	29.215	37:12.411
6	2:00.715	34.815	33.897	22.635	29.368	20:06.784	15	1:55.752	31.925	32.856	21.494	29.477	39:08.163
7	2:05.714 <b>B</b>	33.741	33.932	22.297	35.744	22:12.498	16	1:56.370	32.694	32.858	21.244	29.574	41:04.533
8	3:19.554	1:58.000	32.560	20.720	<b>28.274</b>	25:32.052	17	1:55.413	32.236	32.605	21.378	29.194	42:59.946
9	1:52.370	31.236	<b>31.717</b>	20.643	28.774	27:24.422	18	1:55.644	32.030	32.736	21.600	29.278	44:55.590
10	<b>1:52.029</b>	<b>30.985</b>	31.999	<b>20.618</b>	28.427	29:16.451	19	1:56.671	32.888	32.941	21.428	29.414	46:52.261
11	1:56.566	31.279	32.831	23.500	28.956	31:13.017	20	1:55.455	31.995	32.610	21.491	29.359	48:47.716
12	1:54.682	31.870	32.138	22.061	28.613	33:07.699	21	1:55.875	32.014	33.065	21.455	29.341	50:43.591
13	1:52.365	31.156	31.852	20.788	28.569	35:00.064							
14	1:53.752	32.872	31.809	20.742	28.329	36:53.816							
15	1:53.064	31.393	32.418	20.881	28.372	38:46.880							
16	1:53.557	31.657	32.212	21.091	28.597	40:40.437							
17	1:52.966	31.421	31.978	21.080	28.487	42:33.403							
18	1:55.060	32.564	32.516	21.226	28.754	44:28.463							
19	1:54.397	31.691	32.169	21.615	28.922	46:22.860							
20	1:55.374	32.325	32.371	21.695	28.983	48:18.234							
21	1:57.154	32.157	32.101	21.677	31.219	50:15.388							

### 112 Miguel Gomez Guillen

ESCUDERIA FARAON PORSCHE 992 GT3 CUP

1	2:18.106	46.670	37.458	23.173	30.805	2:18.106
2	2:24.981	36.204	43.794	31.386	33.597	4:43.087
3	4:40.259	55.579	1:10.829	51.723	1:42.128	9:23.346
4	4:47.635	1:29.901	1:14.182	48.492	1:15.060	14:10.981
5	4:00.539	1:07.913	58.742	41.691	1:12.193	18:11.520
6	2:05.187	36.690	35.915	22.064	30.518	20:16.707
7	1:59.373	33.473	33.449	22.271	30.180	22:16.080
8	<b>1:58.027</b>	<b>32.815</b>	33.190	22.347	<b>29.675</b>	24:14.107
9	2:03.146 <b>B</b>	33.074	<b>33.108</b>	<b>21.375</b>	35.589	26:17.253
10	3:26.886	2:00.868	33.467	22.328	30.223	29:44.139
11	1:58.684	32.866	33.436	22.317	30.065	31:42.823
12	1:59.893	34.254	33.384	22.243	30.012	33:42.716
13	1:58.663	32.906	33.599	22.232	29.926	35:41.379
14	1:59.825	33.554	33.780	22.515	29.976	37:41.204
15	1:59.578	32.971	33.571	22.944	30.092	39:40.782
16	1:59.479	33.057	33.317	22.744	30.361	41:40.261
17	1:59.484	32.937	33.804	22.558	30.185	43:39.745
18	2:00.988	33.763	34.099	22.776	30.350	45:40.733
19	2:02.791	34.244	35.954	22.553	30.040	47:43.524
20	1:59.543	33.104	33.979	22.347	30.113	49:43.067
21	2:00.417	33.960	33.793	22.600	30.064	51:43.484

### 113 Jaume Font Casas

BAPORO MOTORSPORT PORSCHE 992 GT3 CUP

1	1:58.608	34.637	33.026	21.716	29.229	1:58.608
2	2:23.321	32.339	41.604	28.685	40.693	4:21.929
3	4:42.707	1:00.738	1:08.688	50.288	1:42.993	9:04.636
4	4:48.748	1:30.894	1:11.343	51.280	1:15.231	13:53.384
5	4:04.716	1:08.840	58.676	42.097	1:15.103	17:58.100
6	1:56.206	32.739	32.667	21.465	29.335	19:54.306
7	1:55.135	31.993	32.700	21.446	<b>28.996</b>	21:49.441
8	1:55.027	32.011	32.613	21.241	29.162	23:44.468
9	<b>1:54.974</b>	31.978	<b>32.452</b>	21.243	29.301	25:39.442
10	2:00.977 <b>B</b>	<b>31.919</b>	32.476	21.503	35.079	27:40.419
11	3:44.587	2:20.063	33.275	<b>21.134</b>	30.115	31:25.006
12	1:56.947	32.738	32.974	21.484	29.751	33:21.953
13	1:55.271	31.948	32.520	21.481	29.322	35:17.224

### 114 Hendrik Van Zoest

SKUALO COMPETICIÓN PORSCHE 992 GT3 CUP

1	2:02.871	36.219	34.340	21.932	30.380	2:02.871
2	2:23.080	32.817	40.943	28.148	41.172	4:25.951
3	4:43.589	1:01.129	1:09.611	49.268	1:43.581	9:09.540
4	4:48.125	1:31.280	1:10.810	51.387	1:14.648	13:57.665
5	4:03.279	1:09.197	58.045	41.553	1:14.484	18:00.944
6	1:58.715	33.649	33.267	21.932	29.867	19:59.659
7	1:57.848	33.120	33.272	21.751	29.705	21:57.507
8	<b>1:57.196</b>	33.050	<b>32.997</b>	<b>21.479</b>	29.670	23:54.703
9	2:04.081 <b>B</b>	33.037	<b>32.955</b>	22.405	35.684	25:58.784
10	3:08.673	1:44.470	33.066	21.497	29.640	29:07.457
11	1:57.882	33.148	33.337	21.483	29.914	31:05.339
12	1:57.668	33.372	32.978	21.759	<b>29.559</b>	33:03.007
13	1:57.686	<b>32.677</b>	33.142	21.885	29.982	35:00.693
14	1:58.331	33.432	33.523	21.537	29.839	36:59.024
15	1:58.823	32.783	33.239	21.964	30.837	38:57.847
16	1:59.102	33.026	33.851	22.112	30.113	40:56.949
17	1:59.038	33.009	33.689	21.991	30.349	42:55.987
18	1:59.241	33.052	33.793	22.410	29.986	44:55.228
19	1:59.185	33.694	33.513	22.124	29.854	46:54.413
20	1:59.157	33.306	33.837	21.728	30.286	48:53.570
21	1:59.401	32.946	33.978	22.205	30.272	50:52.971

### 118 Pedro Silvero Castilla

ESCUDERIA FARAON FERRARI 488 CH EVO

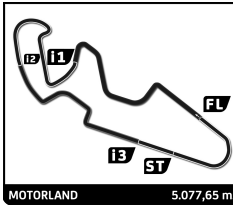
1	2:14.195	38.939	37.278	25.205	32.773	2:14.195
2	2:18.688	38.191			37.370	4:32.883
3	4:43.913	59.677	1:11.418	51.551	1:41.267	9:16.796
4	4:48.643	1:31.225	1:13.517	48.801	1:15.100	14:05.439
5	4:03.096	1:07.622	59.854	41.178	1:14.442	18:08.535
6	2:12.805	38.716			31.917	20:21.340
7	2:15.786 <b>B</b>	37.777	35.768	24.160	38.081	22:37.126
8	3:17.594	1:48.022	34.993	23.680	30.899	25:54.720
9	2:00.926	34.917			30.245	27:55.646
10	<b>1:58.573</b>	33.519	<b>33.312</b>	<b>21.920</b>	<b>29.822</b>	29:54.219
11	2:00.567	33.230	34.457	22.309	30.571	31:54.786
12	2:00.092	33.589	33.980	22.427	30.096	33:54.878
13	1:58.592	<b>33.161</b>			29.924	35:53.470
14	2:10.984	42.641	34.598	22.889	30.856	38:04.454
15	2:04.116	35.696			30.757	40:08.570
16	2:02.684	34.721			30.837	42:11.254
17	2:08.025	35.865	35.328	24.511	32.321	44:19.279
18	2:10.366	35.453	36.801	25.218	32.894	46:29.645
19	2:09.017	35.868	35.827	24.329	32.993	48:38.662
20	2:15.891	39.259	37.566	24.036	35.030	50:54.553





# GT-CET

## CAMPEONATO DE ESPAÑA



### GT-CET

#### Trofeo de velocidad Motorland 2024

#### Carrera 2

#### Sector Analysis

— Invalidated Lap    ■ Personal Best    ■ Session Best    B Crossing the pit lane

Lap	Time	Sector 1	Sector 2	Sector 3	Sector 4	Elapsed	Lap	Time	Sector 1	Sector 2	Sector 3	Sector 4	Elapsed
18	2:03.040	34.108	34.379	22.949	31.604	46:26.653	5	4:02.773	1:07.824	59.502	41.166	1:14.281	18:07.132
19	2:02.921	<b>33.756</b>	34.462	22.715	31.988	48:29.574	6	2:05.543	35.875	35.216	23.012	31.440	20:12.675
20	2:02.820	33.840	34.370	22.735	31.875	50:32.394	7	2:04.318	35.054	34.705	23.064	31.495	22:16.993

**135** **Leandro Martins**  
RACAR MOTORSPORT    PORSCHE 992 GT3 CUP

1	2:03.369	35.208	34.337	22.513	31.311	2:03.369
2	2:23.082	32.762	41.025	28.681	40.614	4:26.451
3	4:43.795	1:01.437	1:09.695	49.006	1:43.657	9:10.246
4	4:48.595	1:31.100	1:10.833	52.235	1:14.427	13:58.841
5	4:02.117	1:08.723	58.070	41.688	1:13.636	18:00.958
6	1:56.814	33.125	32.757	21.435	29.497	19:57.772
7	2:02.743 B	32.445	32.403	21.601	36.294	22:00.515
8	3:39.568	2:17.218	32.496	20.969	<b>28.885</b>	25:40.083
9	1:54.813	31.625	32.477	21.462	29.249	27:34.896
10	<b>1:53.454</b>	<b>31.431</b>	<b>31.992</b>	<b>20.927</b>	29.104	29:28.350
11	1:54.859	32.144	32.668	20.993	29.054	31:23.209
12	1:54.761	32.432	32.098	21.092	29.139	33:17.970
13	1:53.966	31.529	32.253	21.222	28.962	35:11.936
14	1:54.846	31.913	32.316	21.186	29.431	37:06.782
15	1:55.105	31.895	32.397	21.656	29.157	39:01.887
16	1:56.572	33.067	32.837	21.452	29.216	40:58.459
17	1:55.029	31.890	32.637	21.334	29.168	42:53.488
18	1:55.774	31.803	32.677	21.911	29.383	44:49.262
19	1:54.748	31.990	32.627	21.173	28.958	46:44.010
20	1:54.945	31.655	32.763	21.231	29.296	48:38.955
21	1:55.918	31.849	32.617	21.429	30.023	50:34.873

**181** **Jan G Schidlöf Marek**  
ESCUDERIA BAIX EMPORDÀ    MCLAREN ARTURA GT4

1	2:16.125	43.488	37.387	23.716	31.534	2:16.125
2	2:20.493	37.387	39.549	27.110	36.447	4:36.618
3	4:44.005	59.852	1:10.306	51.605	1:42.242	9:20.623
4	4:47.600	1:30.494	1:13.652	48.525	1:14.929	14:08.223
5	4:01.323	1:08.283	59.433	41.558	1:12.049	18:09.546
6	2:06.934	36.581			32.210	20:16.480
7	2:04.683	35.692			31.336	22:21.163
8	2:04.216	34.659			31.473	24:25.379
9	2:11.546 B	35.920			37.341	26:36.925
10	3:51.085	2:23.263			30.952	30:28.010
11	<b>2:00.746</b>	33.757			<b>30.916</b>	32:28.756
12	2:00.999	33.567			31.045	34:29.755
13	2:01.289	33.583			30.975	36:31.044
14	2:00.998	33.422	<b>34.382</b>	<b>22.188</b>	31.006	38:32.042
15	2:01.078	33.443			31.221	40:33.120
16	2:01.524	33.451			31.033	42:34.644
17	2:02.770	34.300			31.391	44:37.414
18	2:01.178	33.656			31.020	46:38.592
19	2:01.033	<b>33.408</b>			31.392	48:39.625
20	2:03.375	34.693			31.393	50:43.000

**191** **Jean-Roch Piat**  
VELOSO MOTORSPORT    PORSCHE 991.1 GT3 CUP

1	2:14.824	42.282	36.579	24.821	31.142	2:14.824
2	2:15.778	34.821	35.666	26.532	38.759	4:30.602
3	4:44.818	1:01.145	1:10.917	50.373	1:42.383	9:15.420
4	4:48.939	1:31.544	1:12.684	49.500	1:15.211	14:04.359

**199** **José Barros**  
VELOSO MOTORSPORT    PORSCHE 992 GT3 CUP

1	2:00.189	35.554	33.792	21.609	<b>29.234</b>	2:00.189
2	2:23.410	32.779	41.116	28.840	40.675	4:23.599
3	4:43.319	1:01.210	1:08.756	49.861	1:43.492	9:06.918
4	4:48.589	1:31.156	1:11.389	50.938	1:15.106	13:55.507
5	4:03.297	1:08.852	58.488	41.816	1:14.141	17:58.804
6	1:57.490	33.351	33.095	21.530	29.514	19:56.294
7	<b>1:55.620</b>	32.407	32.838	<b>21.076</b>	29.299	21:51.914
8	1:55.906	<b>32.180</b>	<b>32.778</b>	21.485	29.463	23:47.820
9	2:02.144 B	32.584	33.005	21.573	34.982	25:49.964
10	3:09.744	1:44.965	33.431	21.725	29.623	28:59.708
11	1:57.389	32.840	33.219	21.738	29.592	30:57.097
12	1:57.544	32.665	33.568	21.887	29.424	32:54.641
13	1:58.200	32.917	33.834	21.819	29.630	34:52.841
14	1:58.258	33.074	33.666	21.835	29.683	36:51.099
15	1:58.962	33.027	34.062	22.304	29.569	38:50.061
16	1:58.762	32.875	34.218	21.997	29.672	40:48.823
17	1:58.024	32.642	33.396	22.533	29.453	42:46.847
18	1:58.846	32.768	34.938	21.603	29.537	44:45.693
19	1:57.371	32.790	33.553	21.668	29.360	46:43.064
20	1:57.068	32.294	33.807	21.524	29.443	48:40.132
21	1:57.694	33.368	33.400	21.522	29.404	50:37.826